





# THE GENDER GAP

In every presidential election since 1980, women have been predominant in the Democratic coalition. But during that span Dems have won only 3 of 8 contests and three times they failed to win a majority of women (1980, 1984, and 1988).

		 <b>DEM VOTE</b> 	<b>WOMEN DIFFERENTIAL (%)</b>	
<b>2012*</b>		<b>49%</b>	<b>43%</b>	<b>+6</b> 
<b>2008</b>		57%	50%	<b>+7</b> ◀
<b>2004</b>		52%	44%	<b>+8</b>
<b>2000</b>		53%	45%	<b>+8</b>
<b>1996</b>		54%	45%	<b>+9</b> ◀
<b>1992</b>		46%	41%	<b>+5</b> ◀
<b>1988</b>		48%	44%	<b>+4</b>
<b>1984</b>		45%	36%	<b>+9</b>
<b>1980</b>		44%	36%	<b>+8</b>
<b>1976</b>		48%	53%	<b>+5</b> ◀
<b>1972</b>		38%	37%	<b>+1</b>
<b>1968</b>		45%	41%	<b>+4</b>
<b>1964</b>		62%	60%	<b>+2</b> ◀
<b>1960</b>		49%	52%	<b>+3</b> ◀
<b>1956</b>		39%	45%	<b>+6</b>
<b>1952</b>		42%	47%	<b>+5</b>

\*Quinnipiac University Polling Numbers ▶ Democratic Victory

Sources: Poll, Quinnipiac University, April 11-17, 2012, Q1, Accessed April 19, 2012. Available at: <http://www.quinnipiac.edu/institutes-and-centers/polling-institute/national/release-detail?ReleaseID=1737>

See also "Election Polls -- Presidential Vote by Groups," Gallup, 1952-2008. Available at: <http://www.gallup.com/poll/139880/Election-Polls-Presidential-Vote-Groups.aspx#1>.

© 2012 Third Way. Free for re-use with attribution/link. For more, visit Third Way at [www.thirdway.org](http://www.thirdway.org). Graphic by Cole Mitchell.

